

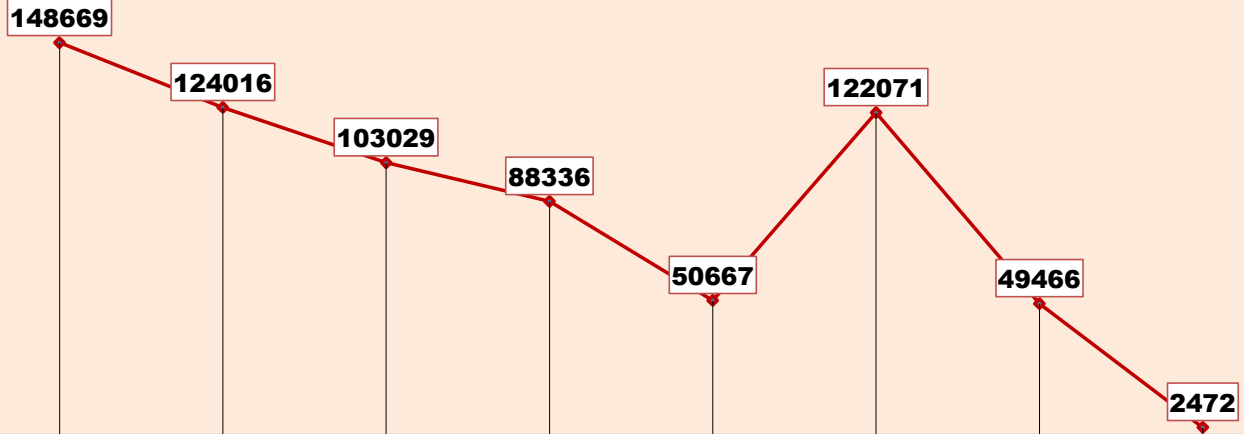


# ग्रामीण गृहनिर्माण

दैनिक प्रगती अहवाल : २१.०९.२०२३

प्रधानमंत्री आवास योजना ग्रामीण – मंजूरी, पूर्ण घरकुले, हप्ते वितरण, भूमिहीन, आर्थिकदृष्ट्या अपूर्ण  
राज्य पुरस्कृत ग्रामीण आवास योजना – मंजूरी, पूर्ण घरकुले, हप्ते वितरण, आर्थिकदृष्ट्या अपूर्ण

योजना	एकूण मंजूरी	दैनिक मंजूरी	एकूण पूर्ण	दैनिक पूर्ण घरकुले	दैनिक पहिला हप्ता वितरीत	दैनिक दुसरा हप्ता वितरीत	दैनिक तिसरा हप्ता वितरीत
प्रधानमंत्री आवास योजना ग्रामीण	१३८८५५६	०	११८१७२९	४५०	०	०	०
राज्य योजना	६२२९२१	४६१	४४२४७७	४४५	१३	८४	६९
एकूण	२०११४७७	४६१	१६२४२०६	८९५	१३	८४	६९



पहिला हप्ता मिळाल्यानंतर ३ महिने उलटूनही अपूर्ण घरकुले

पहिला हप्ता मिळाल्यानंतर ६ महिने उलटूनही अपूर्ण घरकुले

पहिला हप्ता मिळाल्यानंतर ९ महिने उलटूनही अपूर्ण घरकुले

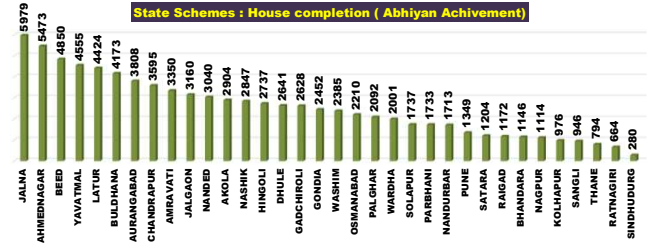
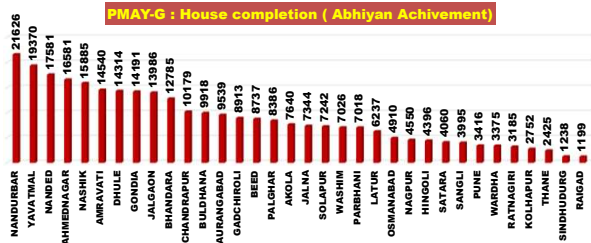
पहिला हप्ता मिळाल्यानंतर १२ महिने उलटूनही अपूर्ण घरकुले

पहिला हप्ता मिळाल्यानंतर १८ महिने उलटूनही अपूर्ण घरकुले

पहिला हप्ता मिळाल्यानंतर १० दिवसानंतरही दुसरा हप्ता न मिळालेली घरकुले

दुसरा हप्ता मिळाल्यानंतर १० दिवसानंतरही तिसरा हप्ता न मिळालेली घरकुले

तिसरा हप्ता मिळाल्यानंतर १० दिवसानंतरही अपूर्ण घरांची संख्या

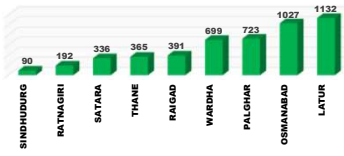


राज्य व्यवस्थापन कक्ष- ग्रामीण गृहनिर्माण

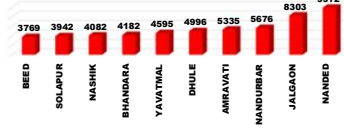
४ था मजला, दक्षिण कक्ष, सिडको भवन, सीबीडी बेलापूर, नवी मुंबई - ४०० ६१४.

# Top and Bottom Ten Districts

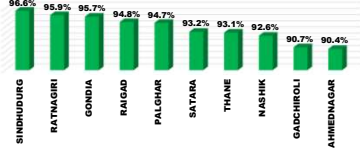
PMAY-G Delayed Houses TOP 10 Dist.



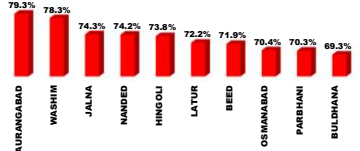
PMAY-G Delayed Houses Bottom 10 Dist.




PMAY-G Completion TOP 10 Dist.



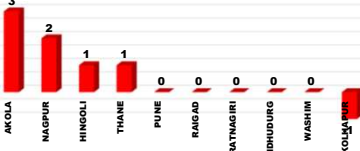
PMAY-G Completion Bottom 10 Dist.



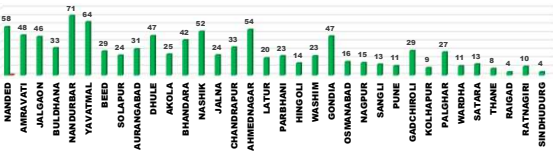
PMAY-G Daily Completion Top 10 Dist.



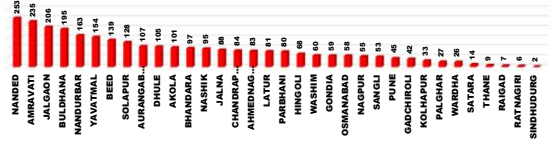
PMAY-G Daily Completion Bottom 10 Dist.



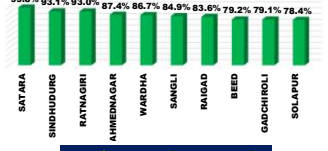
PMAY-G : Current Pace of Completion Per Day (Abhiyan)



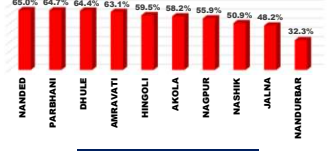
PMAY-G Required Pace of Completion Per Day



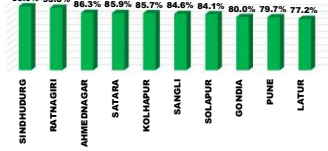
State Schemes Sanction TOP 10 Dist.



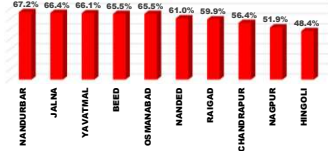
State Schemes Sanction Bottom 10 Dist.



State Schemes Completion TOP 10 Dist.



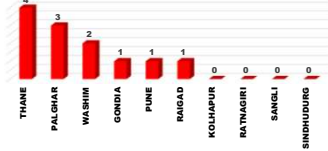
State Schemes Completion Bottom 10 Dist.



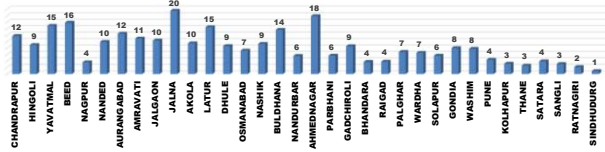
State Schemes Daily Completion Top 10 Dist.



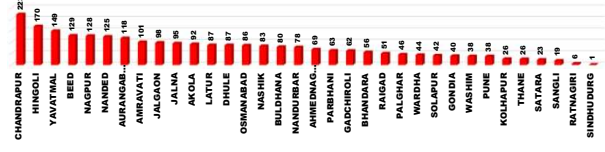
State Schemes Daily Completion Bottom 10 Dist.



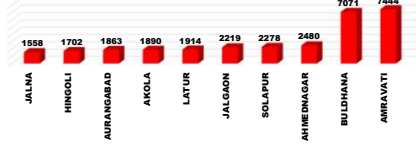
State Schemes : Current Pace of Completion Per Day (Abhiyan)



State Schemes Required Pace of Completion Per Day



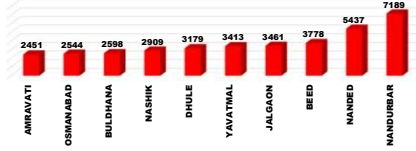
PMAY-G Remaining 1st Installments Bottom 10 Dist.



PMAY-G Remaining 2nd Installments Bottom 10 Dist.



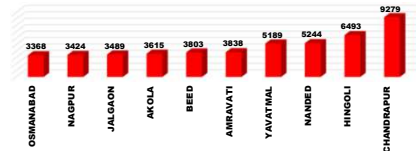
PMAY-G Remaining 3rd Installments Bottom 10 Dist.



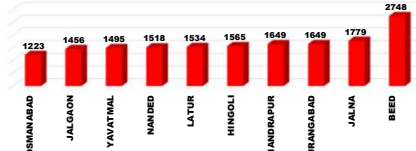
State Schemes Remaining 1st Installments Bottom 10 Dist.



State Schemes Remaining 2nd Installments Bottom 10 Dist.



State Schemes Remaining 3rd Installments Bottom 10 Dist.



प्रधानमंत्री आवास योजना ग्रामीण - मंजूरी (PWL+Awaas Plus)

Sr. No.	Division	Target (PWL+Awaas Plus)	20.09.2023	21.09.2023	Daily Achivement	Remaining
1	NASHIK DIV.	411635	411563	411465	0	170
2	AMRAVATI DIV.	268871	267843	267796	0	1075
3	AURANGABAD DIV.	235120	234466	234425	0	695
4	NAGPUR DIV.	288089	287535	287490	0	599
5	KONKAN DIV.	69466	69451	69451	0	15
6	PUNE DIV.	119414	117975	117929	0	1485
	<b>Total</b>	<b>1392595</b>	<b>1388833</b>	<b>1388556</b>	<b>0</b>	<b>4039</b>

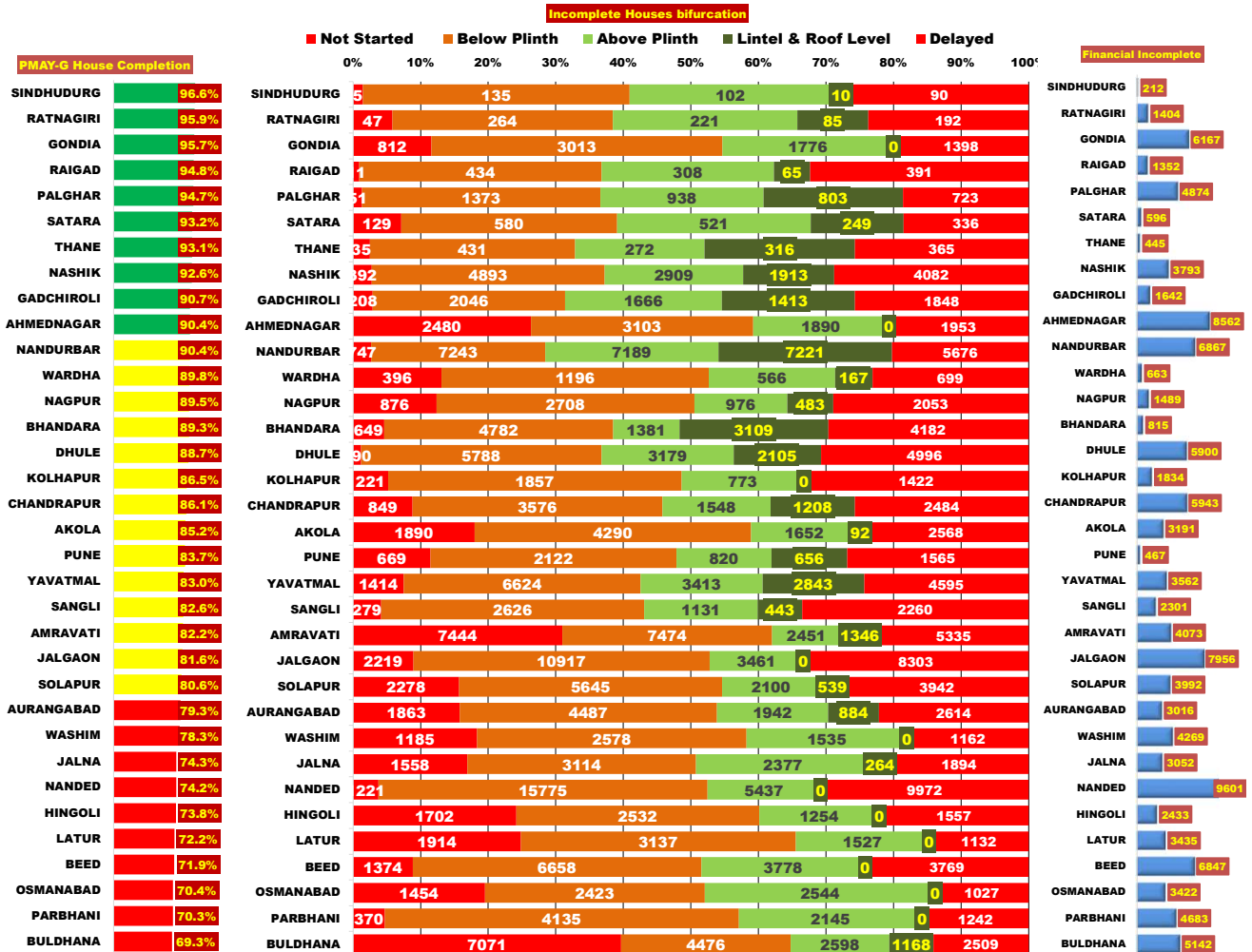
Sr. No.	District	Target (PWL+Awaas Plus)	20.09.2023	21.09.2023	Daily Achivement	Remaining
1	AMRAVATI	92905	92622	92622	0	283
2	AURANGABAD	36139	36139	36139	0	0
3	BULDHANA	44667	44619	44619	0	48
4	DHULE	64639	64634	64634	0	5
5	GADCHIROLI	31617	31615	31615	0	2
6	GONDIA	95895	95895	95895	0	0
7	HINGOLI	18083	18083	18083	0	0
8	JALNA	24023	24023	24023	0	0
9	LATUR	20368	20368	20368	0	0
10	NANDURBAR	118784	118760	118760	0	24
11	NASHIK	89303	89296	89296	0	7
12	OSMANABAD	14142	13767	13767	0	375
13	PALGHAR	35188	35188	35188	0	0
14	PARBHANI	18803	18764	18764	0	39
15	PUNE	19276	19157	19157	0	119
16	RAIGAD	9819	9819	9819	0	0
17	RATNAGIRI	9791	9786	9786	0	5
18	SINDHUDURG	5096	5086	5086	0	10
19	SOLAPUR	47107	46093	46093	0	1014
20	THANE	9572	9572	9572	0	0
21	WASHIM	19363	19208	19208	0	155
22	SANGLI	21342	21148	21147	-1	195
23	SATARA	14494	14413	14412	-1	82
24	BHANDARA	63808	63583	63580	-3	228
25	CHANDRAPUR	42434	42412	42407	-5	27
26	AHMEDNAGAR	60463	60449	60437	-12	26
27	AKOLA	48121	47804	47791	-13	330
28	WARDHA	17861	17745	17727	-18	134
29	NAGPUR	36474	36285	36266	-19	208
30	BEED	34833	34726	34706	-20	127
31	NANDED	68729	68596	68575	-21	154
32	YAVATMAL	63815	63590	63556	-34	259
33	KOLHAPUR	17195	17164	17120	-44	75
34	JALGAON	78446	78424	78338	-86	108
	<b>Total</b>	<b>1392595</b>	<b>1388833</b>	<b>1388556</b>	<b>0</b>	<b>4039</b>

प्रधानमंत्री आवास योजना - ग्रामीण : भूमिहीन लाभार्थी अहवाल

Sr. No.	District	Google Sheet Report			AwaasSoft Report			
		Total Landless	Provided land	Remaining	Landless beneficiaries tagged in AwaasSoft	Landless beneficiaries provided land	Remaining Landless	Remaining Tag (provided land)
1	DHULE	18	18	0	18	18	0	0
2	GADCHIROLI	9	9	0	9	9	0	0
3	GONDIA	2450	2450	0	2457	2329	128	121
4	KOLHAPUR	257	257	0	246	228	18	29
5	NANDURBAR	0	0	0	0	0	0	0
6	PALGHAR	11	11	0	11	11	0	0
7	RAIGAD	6	6	0	6	6	0	0
8	RATNAGIRI	23	23	0	23	23	0	0
9	SINDHUDURG	420	420	0	416	416	0	4
10	NANDED	354	322	32	368	263	105	59
11	THANE	112	80	32	118	60	58	20
12	BEED	212	125	87	357	66	291	59
13	SATARA	808	714	94	812	622	190	92
14	SANGLI	324	216	108	321	142	179	74
15	NASHIK	1699	1501	198	1680	1162	518	339
16	PARBHANI	307	63	244	290	54	236	9
17	WARDHA	2128	1874	254	2249	1869	380	5
18	CHANDRAPUR	2400	1935	465	2492	1615	877	320
19	PUNE	2069	1604	465	2052	867	1185	737
20	BHANDARA	4798	4252	546	4799	4398	401	-146
21	NAGPUR	4439	3839	600	4431	3553	878	286
22	HINGOLI	1713	796	917	1713	466	1247	330
23	JALNA	1359	406	953	1374	85	1289	321
24	LATUR	2178	1194	984	2258	818	1440	376
25	OSMANABAD	2090	1073	1017	2072	102	1970	971
26	JALGAON	22530	21460	1070	22563	20890	1673	570
27	WASHIM	2813	1685	1128	2743	1484	1259	201
28	YAVATMAL	3074	1837	1237	3166	1797	1369	40
29	AKOLA	6798	5412	1386	6689	5316	1373	96
30	AURANGABAD	3266	1700	1566	3155	1805	1350	-105
31	AHMEDNAGAR	7588	5242	2346	7788	5137	2651	105
32	SOLAPUR	6387	3957	2430	5703	3953	1750	4
33	BULDHANA	15347	9270	6077	15685	9148	6537	122
34	AMRAVATI	20601	13785	6816	20313	13638	6675	147
	<b>Total</b>	<b>118588</b>	<b>87536</b>	<b>31052</b>	<b>118377</b>	<b>82350</b>	<b>36027</b>	<b>5437</b>

## प्रधानमंत्री आवास योजना ग्रामीण - पूर्ण घरकूले

Sr. No.	Division	Sanction	20.09.2023	21.09.2023	Daily Achivement	Remaining	Completed & verified	Remaining verified
1	<b>AURANGABAD DIV.</b>	<b>234425</b>	<b>173122</b>	<b>173323</b>	<b>201</b>	<b>61102</b>	<b>163877</b>	<b>9446</b>
2	<b>NASHIK DIV.</b>	<b>411465</b>	<b>365806</b>	<b>365906</b>	<b>100</b>	<b>45559</b>	<b>344775</b>	<b>21131</b>
3	<b>AMRAVATI DIV.</b>	<b>267796</b>	<b>215593</b>	<b>215651</b>	<b>58</b>	<b>52145</b>	<b>206813</b>	<b>8838</b>
4	<b>NAGPUR DIV.</b>	<b>287490</b>	<b>262073</b>	<b>262121</b>	<b>48</b>	<b>25369</b>	<b>252958</b>	<b>9163</b>
5	<b>PUNE DIV.</b>	<b>117929</b>	<b>98850</b>	<b>98887</b>	<b>37</b>	<b>19042</b>	<b>94498</b>	<b>4389</b>
6	<b>KONKAN DIV.</b>	<b>69451</b>	<b>65835</b>	<b>65841</b>	<b>6</b>	<b>3610</b>	<b>63545</b>	<b>2296</b>
<b>Total</b>		<b>1388556</b>	<b>1181279</b>	<b>1181729</b>	<b>450</b>	<b>206827</b>	<b>1126466</b>	<b>55263</b>



प्रधानमंत्री आवास योजना ग्रामीण - पूर्ण घरकूले

Sr. No.	District	Sanction	20.09.2023	21.09.2023	Daily Achivement	Remaining	Completed & verified	Remaining verified
1	BEED	34706	24864	24965	101	9741	23281	1684
2	NANDED	68575	50854	50891	37	17684	48722	2169
3	NANDURBAR	118760	107323	107356	33	11404	96360	10996
4	PARBHANI	18764	13163	13191	28	5573	12660	531
5	AHMEDNAGAR	60437	54634	54661	27	5776	53837	824
6	AMRAVATI	92622	76139	76165	26	16457	73907	2258
7	BHANDARA	63580	56772	56797	25	6783	53659	3138
8	DHULE	64634	57285	57309	24	7325	53372	3937
9	SATARA	14412	13415	13435	20	977	12933	502
10	BULDHANA	44619	30923	30939	16	13680	29306	1633
11	SOLAPUR	46093	37136	37150	14	8943	35531	1619
12	AURANGABAD	36139	28658	28671	13	7468	26963	1708
13	YAVATMAL	63556	52765	52778	13	10778	49262	3516
14	JALNA	24023	17839	17850	11	6173	16710	1140
15	NASHIK	89296	82667	82676	9	6620	79189	3487
16	GADCHIROLI	31615	28673	28680	7	2935	26282	2398
17	JALGAON	78338	63897	63904	7	14434	62017	1887
18	CHANDRAPUR	42407	36512	36518	6	5889	35226	1292
19	LATUR	20368	14705	14711	6	5657	14252	459
20	PALGHAR	35188	33312	33317	5	1871	32023	1294
21	GONDIA	95895	91765	91769	4	4126	91166	603
22	OSMANABAD	13767	9686	9690	4	4077	8461	1229
23	SANGLI	21147	17458	17462	4	3685	16668	794
24	WARDHA	17727	15910	15914	4	1813	15402	512
25	AKOLA	47791	40734	40737	3	7054	39867	870
26	NAGPUR	36266	32441	32443	2	3823	31223	1220
27	HINGOLI	18083	13353	13354	1	4729	12828	526
28	THANE	9572	8910	8911	1	661	8518	393
29	PUNE	19157	16026	16026	0	3131	14890	1136
30	RAIGAD	9819	9309	9309	0	510	9001	308
31	RATNAGIRI	9786	9389	9389	0	397	9169	220
32	SINDHUDURG	5086	4915	4915	0	171	4834	81
33	WASHIM	19208	15032	15032	0	4176	14471	561
34	KOLHAPUR	17120	14815	14814	-1	2306	14476	338
<b>Total</b>		<b>1388556</b>	<b>1181279</b>	<b>1181729</b>	<b>450</b>	<b>206827</b>	<b>1126466</b>	<b>55263</b>

राज्यपुरस्कृत आवास योजना ग्रामीण - मंजूरी

Sr. No.	Division	Target	20.09.2023	21.09.2023	Daily Achivement	Sanction %	Remaining	Sanction State Rank
1	AURANGABAD DIV.	273086	179777	179988	212	65.9%	93098	6
2	NASHIK DIV.	207115	122777	122914	137	59.3%	84201	5
3	NAGPUR DIV.	164085	114114	114180	79	69.6%	49905	3
4	PUNE DIV.	79398	64663	64684	21	81.5%	14714	2
5	KONKAN DIV.	44680	35435	35441	6	79.3%	9239	1
6	AMRAVATI DIV.	157836	105708	105714	6	67.0%	52122	4
<b>Total</b>		<b>926200</b>	<b>622474</b>	<b>622921</b>	<b>461</b>	<b>67.3%</b>	<b>303279</b>	

Sr. No.	District	Target	20.09.2023	21.09.2023	Daily Achivement	Sanction %	Remaining	Sanction State Rank
1	JALNA	41057	19609	19794	185	48.2%	21263	32
2	NASHIK	49930	25260	25390	130	50.9%	24540	33
3	NAGPUR	33291	18544	18623	79	55.9%	14668	29
4	OSMANABAD	24003	17398	17419	21	72.6%	6584	17
5	PUNE	17336	13155	13176	21	76.0%	4160	9
6	JALGAON	34417	25772	25779	7	74.9%	8638	20
7	AMRAVATI	36242	22847	22853	6	63.1%	13389	27
8	NANDED	34410	22345	22351	6	65.0%	12059	26
9	THANE	8574	6053	6059	6	70.7%	2515	7
10	AHMEDNAGAR	39938	34896	34896	0	87.4%	5042	14
11	AKOLA	34781	20246	20246	0	58.2%	14535	28
12	AURANGABAD	36954	25616	25616	0	69.3%	11338	25
13	BHANDARA	22211	16829	16829	0	75.8%	5382	16
14	BULDHANA	28967	20764	20764	0	71.7%	8203	19
15	DHULE	31410	20224	20224	0	64.4%	11186	24
16	GADCHIROLI	20609	16308	16308	0	79.1%	4301	10
17	GONDIA	18712	13886	13886	0	74.2%	4826	13
18	HINGOLI	38798	23072	23072	0	59.5%	15726	30
19	KOLHAPUR	16830	12905	12905	0	76.7%	3925	8
20	LATUR	35747	26761	26761	0	74.9%	8986	21
21	NANDURBAR	51420	16625	16625	0	32.3%	34795	34
22	PALGHAR	16073	11748	11748	0	73.1%	4325	11
23	PARBHANI	29060	18803	18803	0	64.7%	10257	22
24	RAIGAD	10569	8834	8834	0	83.6%	1735	5
25	RATNAGIRI	7197	6690	6690	0	93.0%	507	3
26	SANGLI	10132	8604	8604	0	84.9%	1528	4
27	SATARA	11532	11514	11514	0	99.8%	18	1
28	SINDHUDURG	2267	2110	2110	0	93.1%	157	2
29	SOLAPUR	23568	18485	18485	0	78.4%	5083	15
30	WARDHA	14707	12747	12747	0	86.7%	1960	6
31	WASHIM	15866	11053	11053	0	69.7%	4813	12
32	YAVATMAL	41980	30798	30798	0	73.4%	11182	23
33	BEED	33057	26173	26172	-1	79.2%	6885	18
34	CHANDRAPUR	54555	35800	35787	-13	65.6%	18768	31
<b>Total</b>		<b>926200</b>	<b>622474</b>	<b>622921</b>	<b>461</b>	<b>67.3%</b>	<b>303279</b>	

राज्यपुरस्कृत आवास योजना ग्रामीण - प्रलंबीत मंजूरी

Sr. No.	Division	रमाई आवास योजना	शबरी आवास योजना	आदीम आवास योजना	पारधी आवास योजना	य.च.मु.व योजना	पुण्यश्लोक अहिल्यादेवी होळकर घरकुल योजना	एकूण
1	KONKAN DIV.	1469	7720	25	3	22	0	9239
2	PUNE DIV.	10903	3572	4	55	20	160	14714
3	NAGPUR DIV.	27207	20964	118	2	1598	16	49905
4	AMRAVATI DIV.	31885	19202	145	9	836	45	52122
5	NASHIK DIV.	21464	62626	61	20	1	29	84201
6	AURANGABAD DIV.	61633	26805	238	26	3510	886	93098
	<b>Total</b>	<b>154561</b>	<b>140889</b>	<b>591</b>	<b>115</b>	<b>5987</b>	<b>1136</b>	<b>303279</b>

Sr. No.	District	रमाई आवास योजना	शबरी आवास योजना	आदीम आवास योजना	पारधी आवास योजना	य.च.मु.व योजना	पुण्यश्लोक अहिल्यादेवी होळकर घरकुल योजना	एकूण
1	SATARA	18	0	0	0	0	0	18
2	SINDHUDURG	127	14	16	0	0	0	157
3	RATNAGIRI	400	84	0	1	22	0	507
4	SANGLI	1486	30	0	12	0	0	1528
5	RAIGAD	522	1211	0	2	0	0	1735
6	WARDHA	563	1374	23	0	0	0	1960
7	THANE	321	2188	6	0	0	0	2515
8	KOLHAPUR	3730	35	0	0	0	160	3925
9	PUNE	856	3266	4	14	20	0	4160
10	GADCHIROLI	1079	3196	26	0	0	0	4301
11	PALGHAR	99	4223	3	0	0	0	4325
12	WASHIM	3559	1216	0	0	0	38	4813
13	GONDIA	3233	1578	0	0	0	15	4826
14	AHMEDNAGAR	2653	2389	0	0	0	0	5042
15	SOLAPUR	4813	241	0	29	0	0	5083
16	BHANDARA	3871	1446	0	0	64	1	5382
17	OSMANABAD	4971	232	0	0	1381	0	6584
18	BEED	5581	1298	0	6	0	0	6885
19	BULDHANA	5765	2431	0	0	0	7	8203
20	JALGAON	3591	5014	0	4	0	29	8638
21	LATUR	7149	933	0	4	67	833	8986
22	PARBHANI	7664	2349	0	0	196	48	10257
23	YAVATMAL	5759	4604	145	1	673	0	11182
24	DHULE	3860	7325	0	0	1	0	11186
25	AURANGABAD	7153	4179	0	6	0	0	11338
26	NANDED	5200	6613	238	8	0	0	12059
27	AMRAVATI	5246	7973	0	7	163	0	13389
28	AKOLA	11556	2978	0	1	0	0	14535
29	NAGPUR	12086	2578	0	0	4	0	14668
30	HINGOLI	6947	8779	0	0	0	0	15726
31	CHANDRAPUR	6375	10792	69	2	1530	0	18768
32	JALNA	16968	2422	0	2	1866	5	21263
33	NASHIK	10413	14060	61	6	0	0	24540
34	NANDURBAR	947	33838	0	10	0	0	34795
	<b>Total</b>	<b>154561</b>	<b>140889</b>	<b>591</b>	<b>115</b>	<b>5987</b>	<b>1136</b>	<b>303279</b>



राज्यपुरस्कृत आवास योजना ग्रामीण - पूर्ण घरकूले

Sr. No.	Division	Sanction	20.09.2023	21.09.2023	Daily Achivement	Completion %	Remaining	To be Completed in Per Day till 30.11.23
1	AURANGABAD DIV.	179988	118648	118887	239	66.1%	61101	873
2	AMRAVATI DIV.	105714	73495	73565	70	69.6%	32149	459
3	NASHIK DIV.	122914	93825	93891	66	76.4%	29023	415
4	NAGPUR DIV.	114180	75440	75481	41	66.1%	38699	553
5	PUNE DIV.	64684	54256	54277	21	83.9%	10407	149
6	KONKAN DIV.	35441	26368	26376	8	74.4%	9065	130
<b>Total</b>		<b>622921</b>	<b>442032</b>	<b>442477</b>	<b>445</b>	<b>71.0%</b>	<b>180444</b>	<b>2578</b>

Sr. No.	District	Sanction	20.09.2023	21.09.2023	Daily Achivement	Completion %	Remaining	To be Completed in Per Day till 30.11.23
1	BEED	26172	17020	17133	113	65.5%	9039	129
2	AURANGABAD	25616	17334	17381	47	67.9%	8235	118
3	JALNA	19794	13119	13148	29	66.4%	6646	95
4	DHULE	20224	14102	14130	28	69.9%	6094	87
5	YAVATMAL	30798	20326	20353	27	66.1%	10445	149
6	NANDED	22351	13608	13629	21	61.0%	8722	125
7	AMRAVATI	22853	15795	15811	16	69.2%	7042	101
8	SATARA	11514	9881	9895	14	85.9%	1619	23
9	AKOLA	20246	13825	13838	13	68.3%	6408	92
10	JALGAON	25779	18912	18925	13	73.4%	6854	98
11	BULDHANA	20764	15187	15199	12	73.2%	5565	80
12	CHANDRAPUR	35787	20188	20200	12	56.4%	15587	223
13	LATUR	26761	20643	20654	11	77.2%	6107	87
14	NANDURBAR	16625	11168	11178	10	67.2%	5447	78
15	BHANDARA	16829	12908	12917	9	76.8%	3912	56
16	NASHIK	25390	19550	19559	9	77.0%	5831	83
17	WARDHA	12747	9646	9655	9	75.7%	3092	44
18	OSMANABAD	17419	11395	11402	7	65.5%	6017	86
19	AHMEDNAGAR	34896	30093	30099	6	86.3%	4797	69
20	NAGPUR	18623	9664	9670	6	51.9%	8953	128
21	PARBHANI	18803	14375	14381	6	76.5%	4422	63
22	SOLAPUR	18485	15547	15553	6	84.1%	2932	42
23	HINGOLI	23072	11154	11159	5	48.4%	11913	170
24	GADCHIROLI	16308	11933	11937	4	73.2%	4371	62
25	THANE	6059	4261	4265	4	70.4%	1794	26
26	PALGHAR	11748	8519	8522	3	72.5%	3226	46
27	WASHIM	11053	8362	8364	2	75.7%	2689	38
28	GONDIA	13886	11101	11102	1	80.0%	2784	40
29	PUNE	13176	10497	10498	1	79.7%	2678	38
30	RAIGAD	8834	5291	5292	1	59.9%	3542	51
31	KOLHAPUR	12905	11055	11055	0	85.7%	1850	26
32	RATNAGIRI	6690	6273	6273	0	93.8%	417	6
33	SANGLI	8604	7276	7276	0	84.6%	1328	19
34	SINDHUDURG	2110	2024	2024	0	95.9%	86	1
<b>Total</b>		<b>622921</b>	<b>442032</b>	<b>442477</b>	<b>445</b>	<b>71.0%</b>	<b>180444</b>	<b>2578</b>

राज्य योजना अपूर्ण घरकुले

Sr. No.	Division	रमाई आवास योजना	शहरी आवास योजना	आदीम आवास योजना	पारधी आवास योजना	व.च.मु.व योजना	पुण्यश्लोक अहिल्यादेवी होळकर घरकुल योजना	एकूण
1	KONKAN DIV.	1002	7582	461	0	8	12	9065
2	PUNE DIV.	8914	967	56	56	49	365	10407
3	NASHIK DIV.	11470	17166	25	121	78	163	29023
4	AMRAVATI DIV.	16626	11489	2164	191	1598	81	32149
5	NAGPUR DIV.	11078	21796	765	22	5017	21	38699
6	AURANGABAD DIV.	50470	9473	45	62	749	302	61101
	<b>Total</b>	<b>99560</b>	<b>68473</b>	<b>3516</b>	<b>452</b>	<b>7499</b>	<b>944</b>	<b>180444</b>

Sr. No.	District	रमाई आवास योजना	शहरी आवास योजना	आदीम आवास योजना	पारधी आवास योजना	व.च.मु.व योजना	पुण्यश्लोक अहिल्यादेवी होळकर घरकुल योजना	एकूण
1	SINDHUDURG	85	1	0	0	0	0	86
2	RATNAGIRI	384	21	4	0	8	0	417
3	AHMEDNAGAR	2584	2177	0	16	20	0	4797
4	SATARA	1557	33	0	0	29	0	1619
5	KOLHAPUR	1454	12	0	0	19	365	1850
6	SANGLI	1317	7	0	4	0	0	1328
7	SOLAPUR	2846	77	0	8	1	0	2932
8	GONDIA	1368	1416	0	0	0	0	2784
9	PUNE	1740	838	56	44	0	0	2678
10	LATUR	5979	128	0	0	0	0	6107
11	NASHIK	2498	3279	25	29	0	0	5831
12	BHANDARA	1507	1185	0	0	1199	21	3912
13	PARBHANI	3093	879	0	0	248	202	4422
14	WARDHA	1459	1409	223	1	0	0	3092
15	WASHIM	1752	933	0	2	0	2	2689
16	JALGAON	3231	3397	0	63	0	163	6854
17	BULDHANA	4678	791	0	17	0	79	5565
18	GADCHIROLI	1326	2758	287	0	0	0	4371
19	PALGHAR	65	3044	117	0	0	0	3226
20	THANE	241	1363	190	0	0	0	1794
21	DHULE	2187	3836	0	13	58	0	6094
22	AMRAVATI	3332	3557	0	28	125	0	7042
23	AKOLA	4611	1770	0	27	0	0	6408
24	AURANGABAD	6872	1356	0	7	0	0	8235
25	NANDURBAR	970	4477	0	0	0	0	5447
26	JALNA	6108	75	0	6	357	100	6646
27	YAVATMAL	2253	4438	2164	117	1473	0	10445
28	BEED	8562	469	0	8	0	0	9039
29	OSMANABAD	5725	107	0	41	144	0	6017
30	NANDED	8250	427	45	0	0	0	8722
31	RAIGAD	227	3153	150	0	0	12	3542
32	CHANDRAPUR	4591	6915	255	15	3811	0	15587
33	NAGPUR	827	8113	0	6	7	0	8953
34	HINGOLI	5881	6032	0	0	0	0	11913
	<b>Total</b>	<b>99560</b>	<b>68473</b>	<b>3516</b>	<b>452</b>	<b>7499</b>	<b>944</b>	<b>180444</b>

प्रधानमंत्री आवास योजना ग्रामीण - हप्ते वितरण

Sr. No.	Division	1st Installment (Daily Achivement)	1st Installment Remaining	2nd Installment (Daily Achivement)	2nd Installment Remaining	3rd Installment (Daily Achivement)	3rd Installment Remaining
1	NASHIK DIV.	0	6028	0	31944	0	18628
2	AMRAVATI DIV.	0	19004	0	25442	0	11649
3	AURANGABAD DIV.	0	11456	0	42261	0	21004
4	NAGPUR DIV.	0	3790	0	17321	0	7913
5	KONKAN DIV.	0	149	0	2637	0	1841
6	PUNE DIV.	0	3576	0	12830	0	5345
	<b>Total</b>	<b>0</b>	<b>44003</b>	<b>0</b>	<b>132435</b>	<b>0</b>	<b>66380</b>

Sr. No.	District	1st Installment (Daily Achivement)	1st Installment Remaining	2nd Installment (Daily Achivement)	2nd Installment Remaining	3rd Installment (Daily Achivement)	3rd Installment Remaining
1	AHMEDNAGAR	0	2480	0	3103	0	1890
2	AKOLA	0	1890	0	4290	0	1652
3	AMRAVATI	0	7444	0	7474	0	2451
4	AURANGABAD	0	1863	0	4487	0	1942
5	BEED	0	1374	0	6658	0	3778
6	BHANDARA	0	649	0	4782	0	1381
7	BULDHANA	0	7071	0	4476	0	2598
8	CHANDRAPUR	0	849	0	3576	0	1548
9	DHULE	0	190	0	5788	0	3179
10	GADCHIROLI	0	208	0	2046	0	1666
11	GONDIA	0	812	0	3013	0	1776
12	HINGOLI	0	1702	0	2532	0	1254
13	JALGAON	0	2219	0	10917	0	3461
14	JALNA	0	1558	0	3114	0	2377
15	KOLHAPUR	0	221	0	1857	0	773
16	LATUR	0	1914	0	3137	0	1527
17	NAGPUR	0	876	0	2708	0	976
18	NANDED	0	1221	0	15775	0	5437
19	NANDURBAR	0	747	0	7243	0	7189
20	OSMANABAD	0	1454	0	2423	0	2544
21	PALGHAR	0	51	0	1373	0	938
22	PARBHANI	0	370	0	4135	0	2145
23	PUNE	0	669	0	2122	0	820
24	RAIGAD	0	11	0	434	0	308
25	RATNAGIRI	0	47	0	264	0	221
26	SATARA	0	129	0	580	0	521
27	SINDHUDURG	0	5	0	135	0	102
28	SOLAPUR	0	2278	0	5645	0	2100
29	THANE	0	35	0	431	0	272
30	WARDHA	0	396	0	1196	0	566
31	WASHIM	0	1185	0	2578	0	1535
32	YAVATMAL	0	1414	0	6624	0	3413
33	NASHIK	-8	392	0	4893	0	2909
34	SANGLI	-81	279	0	2626	0	1131
	<b>Total</b>	<b>0</b>	<b>44003</b>	<b>0</b>	<b>132435</b>	<b>0</b>	<b>66380</b>

राज्यपुरस्कृत आवास योजना ग्रामीण - हप्ते वितरण

Sr. No.	Division	1st Installment (Daily Achivement)	1st Installment Remaining	2nd Installment (Daily Achivement)	2nd Installment Remaining	3rd Installment (Daily Achivement)	3rd Installment Remaining
1	AURANGABAD DIV.	7	12287	42	29729	39	12933
2	NASHIK DIV.	6	6017	38	12127	22	5553
3	NAGPUR DIV.	0	11330	4	18350	8	4142
4	AMRAVATI DIV.	0	5445	0	15811	0	4844
5	KONKAN DIV.	0	2888	0	3044	0	1256
6	PUNE DIV.	0	2007	0	4734	0	1714
	<b>Total</b>	<b>13</b>	<b>39974</b>	<b>84</b>	<b>83795</b>	<b>69</b>	<b>30442</b>

Sr. No.	District	1st Installment (Daily Achivement)	1st Installment Remaining	2nd Installment (Daily Achivement)	2nd Installment Remaining	3rd Installment (Daily Achivement)	3rd Installment Remaining
1	JALGAON	6	904	38	3489	21	1456
2	NANDED	5	2097	35	5244	19	1518
3	BEED	0	1201	2	3803	11	2748
4	LATUR	2	944	4	2690	6	1534
5	NAGPUR	0	4717	4	3424	6	362
6	PARBHANI	0	905	1	2532	3	917
7	CHANDRAPUR	0	2984	0	9279	2	1649
8	DHULE	0	650	0	2803	1	1216
9	AHMEDNAGAR	0	407	0	2873	0	1195
10	AKOLA	0	740	0	3615	0	950
11	AMRAVATI	0	1362	0	3838	0	744
12	AURANGABAD	0	1752	0	3288	0	1649
13	BHANDARA	0	822	0	1769	0	341
14	BULDHANA	0	743	0	1719	0	1010
15	GADCHIROLI	0	850	0	1517	0	1008
16	GONDIA	0	454	0	1338	0	536
17	HINGOLI	0	2994	0	6493	0	1565
18	JALNA	0	1129	0	2311	0	1779
19	KOLHAPUR	0	521	0	943	0	233
20	NANDURBAR	0	2488	0	768	0	824
21	NASHIK	0	1568	0	2194	0	862
22	OSMANABAD	0	1265	0	3368	0	1223
23	PALGHAR	0	107	0	1617	0	568
24	PUNE	0	345	0	1067	0	464
25	RAIGAD	0	1653	0	970	0	446
26	RATNAGIRI	0	42	0	113	0	80
27	SANGLI	0	221	0	587	0	265
28	SATARA	0	380	0	809	0	188
29	SINDHUDURG	0	2	0	54	0	13
30	SOLAPUR	0	540	0	1328	0	564
31	THANE	0	1084	0	290	0	149
32	WARDHA	0	1503	0	1023	0	246
33	WASHIM	0	484	0	1450	0	645
34	YAVATMAL	0	2116	0	5189	0	1495
	<b>Total</b>	<b>13</b>	<b>39974</b>	<b>84</b>	<b>83795</b>	<b>69</b>	<b>30442</b>

राज्य योजना: पहिला हप्ता प्रलंबीत

Sr. No.	Division	रमाई आवास योजना	शबरी आवास योजना	आदीम आवास योजना	पारधी आवास योजना	य.च.मु.व योजना	पुण्यश्लोक अहिल्यादेवी होळकर घरकुल योजना	एकूण
1	KONKAN DIV.	106	2755	27	0	0	0	2888
2	PUNE DIV.	1671	213	7	15	7	94	2007
3	NASHIK DIV.	552	5305	0	5	78	77	6017
4	AMRAVATI DIV.	1073	2788	213	20	1347	4	5445
5	NAGPUR DIV.	1575	7532	194	2	2023	4	11330
6	AURANGABAD DIV.	8746	2807	13	21	492	208	12287
	<b>Total</b>	<b>13723</b>	<b>21400</b>	<b>454</b>	<b>63</b>	<b>3947</b>	<b>387</b>	<b>39974</b>

Sr. No.	District	रमाई आवास योजना	शबरी आवास योजना	आदीम आवास योजना	पारधी आवास योजना	य.च.मु.व योजना	पुण्यश्लोक अहिल्यादेवी होळकर घरकुल योजना	एकूण
1	SINDHUDURG	2	0	0	0	0	0	2
2	RATNAGIRI	41	1	0	0	0	0	42
3	AHMEDNAGAR	131	254	0	2	20	0	407
4	SATARA	362	13	0	0	5	0	380
5	KOLHAPUR	415	10	0	0	2	94	521
6	SANGLI	217	4	0	0	0	0	221
7	SOLAPUR	529	10	0	1	0	0	540
8	GONDIA	212	242	0	0	0	0	454
9	PUNE	148	176	7	14	0	0	345
10	LATUR	925	19	0	0	0	0	944
11	NASHIK	89	1479	0	0	0	0	1568
12	BHANDARA	247	102	0	0	469	4	822
13	PARBHANI	207	350	0	0	146	202	905
14	WARDHA	493	888	122	0	0	0	1503
15	WASHIM	192	292	0	0	0	0	484
16	JALGAON	265	559	0	3	0	77	904
17	BULDHANA	264	475	0	0	0	4	743
18	GADCHIROLI	162	654	34	0	0	0	850
19	PALGHAR	2	102	3	0	0	0	107
20	THANE	26	1043	15	0	0	0	1084
21	DHULE	51	541	0	0	58	0	650
22	AMRAVATI	301	1039	0	3	19	0	1362
23	AKOLA	310	428	0	2	0	0	740
24	AURANGABAD	1326	423	0	3	0	0	1752
25	NANDURBAR	16	2472	0	0	0	0	2488
26	JALNA	804	11	0	1	307	6	1129
27	YAVATMAL	6	554	213	15	1328	0	2116
28	BEED	1041	154	0	6	0	0	1201
29	OSMANABAD	1181	34	0	11	39	0	1265
30	NANDED	1981	103	13	0	0	0	2097
31	RAIGAD	35	1609	9	0	0	0	1653
32	CHANDRAPUR	380	1011	38	1	1554	0	2984
33	NAGPUR	81	4635	0	1	0	0	4717
34	HINGOLI	1281	1713	0	0	0	0	2994
	<b>Total</b>	<b>13723</b>	<b>21400</b>	<b>454</b>	<b>63</b>	<b>3947</b>	<b>387</b>	<b>39974</b>

## प्रधानमंत्री आवास योजना ग्रामीण - Delayed Houses

■ पहिला हप्ता मिळाल्यानंतर १२ महिने उलटूनही अपूर्ण घरकुले
 ■ पहिला हप्ता मिळाल्यानंतर १८ महिने उलटूनही अपूर्ण घरकुले
 ■ पहिला हप्ता मिळाल्यानंतर १० दिवसानंतरही दुसरा हप्ता न मिळालेले घरकुले
 ■ दुसरा हप्ता मिळाल्यानंतर १० दिवसानंतरही तिसरा हप्ता न मिळालेले घरकुले
 ■ तिसरा हप्ता मिळाल्यानंतर १० दिवसानंतरही अपूर्ण घरांची संख्या

जिल्हा	पहिला हप्ता मिळाल्यानंतर १२ महिने उलटूनही अपूर्ण घरकुले	पहिला हप्ता मिळाल्यानंतर १८ महिने उलटूनही अपूर्ण घरकुले	पहिला हप्ता मिळाल्यानंतर १० दिवसानंतरही दुसरा हप्ता न मिळालेले घरकुले	दुसरा हप्ता मिळाल्यानंतर १० दिवसानंतरही तिसरा हप्ता न मिळालेले घरकुले	तिसरा हप्ता मिळाल्यानंतर १० दिवसानंतरही अपूर्ण घरांची संख्या
AHMEDNAGAR	1953	1095	2993	1635	3
AKOLA	2568	1973	3510	1045	26
AMRAVATI	5335	3438	6865	1762	120
AURANGABAD	2614	1389	4190	1377	63
BEED	3769	1228	5797	2291	36
BHANDARA	4182	2303	3993	964	282
BULDHANA	2509	1177	4071	1606	150
CHANDRAPUR	2484	1268	3206	1141	248
DHULE	4996	2401	5540	2564	111
GADCHIROLI	1848	1021	2000	1418	85
GONDIA	1398	1131	2823	1444	66
HINGOLI	1557	481	2383	836	9
JALGAON	8303	5348	10648	2504	52
JALNA	1894	705	2907	1677	70
KOLHAPUR	1422	680	1651	600	13
LATUR	1132	513	3063	941	28
NAGPUR	2053	1558	2484	827	38
NANDED	9972	6873	14949	3644	26
NANDURBAR	5676	2925	7018	5988	296
NASHIK	4082	2351	4551	2421	129
OSMANABAD	1027	487	1626	2277	1
PALGHAR	723	243	1287	854	102
PARBHANI	1242	517	3852	1373	14
PUNE	1565	1019	1886	694	29
RAIGAD	391	238	419	275	9
RATNAGIRI	192	15	250	200	20
SANGLI	2260	1564	2520	768	32
SATARA	336	158	537	354	23
SINDHUDURG	90	32	129	96	7
SOLAPUR	3942	3044	5040	1450	57
THANE	365	104	438	240	35
WARDHA	699	479	980	493	18
WASHIM	1162	566	2186	1120	7
YAVATMAL	4595	2343	6279	2587	267